10.27.2020

GOAL Academy Board Report

Enrollment, Retention & Demographics:

Active	Alumni	Withdrawn	Over 21	Returning	New Student
5316	4	3	76	2897	2426

2020.2021 Return Rate = 2971 = 83.1%

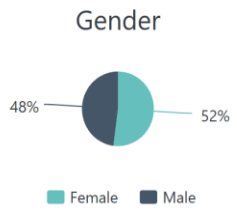

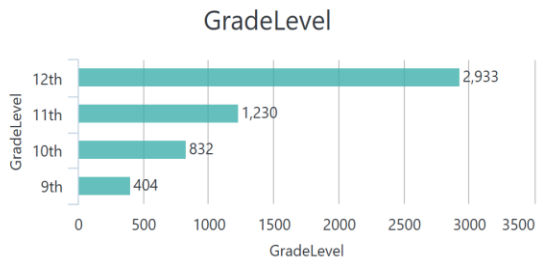

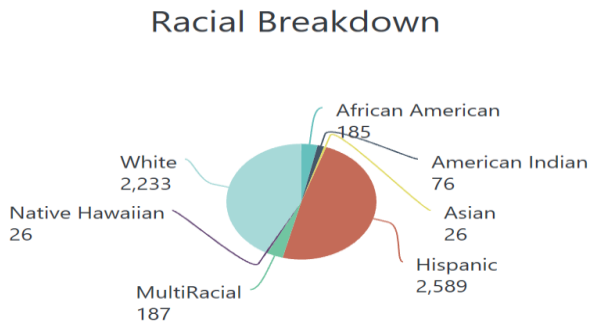

Alternative Education Campus Percent:

AEC Types	Students
ChronicAbsence	4530
hxPsychDisorderStudent	1246
ParentSiblingLoss	1059
DroppedOut	884
hxSuspensions	843
FamilyDomViolence	679
ProbationParent	673
DrugAlcoholParents	629
IEP	558
Expelled	520
ChildAbuse	461
TeenParent	422
DrugAlcoholStudent	406
Fostercare	367
GangInvolveFam	220
DeptHumanServices	210
Homeless	72
Migrant	66
GangInvolveStudent	58
IsCurrentlyOnProbation	10

GOAL Academy

Total Students:	5323
Total With AEC:	5079
No AEC:	242
AEC Percentage:	95.42%

Academic Outcomes and Progress:

Q1

ShowUp	Connect	Succeed	Passer Rating
97.6	74.3	29.6	43.2

Yr

ShowUp	Connect	Succeed	Passer Rating
96.8	71.1	27.2	42.9

THRIVE Outcomes and Progress:

Special Program Numbers

IEP	504	ELL	Senior Recovery	ASCENT	Certification/Trade Program	Concurrent Enrollment (CE)	G/T
558	134	611	387	8	40	220	11

Semester 1

- College Enrollments - 220
- Career Program Enrollments – 40
- Passrate – TBD

Semester 2

- College Enrollments - TBD
- Career Program Enrollments - TBD
- Passrate - TBD