



GOAL Academy Board Report

Enrollment, Demographic & AEC Data:

Enrollment Data and Demographic Data:










Enrollment Summary: as of 10/22/2021 ()

District Office

Grade Level	Total in Grade	Asian	African-American	Caucasian	Hispanic	American Indian	Other	Pacific Islander	Unclassified
9	414 212 / 202	3 3 / 0	21 10 / 11	200 108 / 92	181 85 / 96	2 1 / 1	0 0 / 0	6 4 / 2	1 1 / 0
10	760 369 / 391	5 3 / 2	31 13 / 18	490 237 / 253	209 102 / 107	20 12 / 8	0 0 / 0	5 2 / 3	0 0 / 0
11	1206 597 / 609	14 6 / 8	61 31 / 30	773 383 / 390	308 160 / 148	41 12 / 29	0 0 / 0	9 5 / 4	0 0 / 0
12	3054 1432 / 1622	43 20 / 23	236 122 / 114	2064 957 / 1107	560 262 / 298	113 54 / 59	0 0 / 0	38 17 / 21	0 0 / 0
Total	5434 2610 / 2824	65 32 / 33	349 176 / 173	3527 1685 / 1842	1258 609 / 649	176 79 / 97	0 0 / 0	58 28 / 30	1 1 / 0

- Funded Estimate = 5320
 - Over 21 = 75
 - Returning Student Rate = 79.5% (2959/3720)
- Returning Student = 2959 (55.6%) New Students = 2361 (44.3%)
 - 57% of the Population are in 12+ Grade

AEC Data: as of 10.22.2021

Region	AEC_No	AEC_Yes	AEC_Percent	Total Students
  AEC INDICATORS				
 Southern Colorado	50	919	94.8 %	969
 Northwestern Colorado	12	570	97.9 %	582
 Northeastern Colorado	67	881	92.9 %	948
 Denver Area	65	1072	94.3 %	1137
 Colorado Springs Area	43	1013	95.9 %	1056
 Central	37	619	94.4 %	656
	0	3	100.0 %	3
Total	274	5077	94.9 %	5351

Academic Outcomes and Progress:

Show Up: (% of student attending school daily)

Q1 = 95.1% Complete

Q2 – 95.4% In Progress

Connect: (% of students actively turning in work daily)

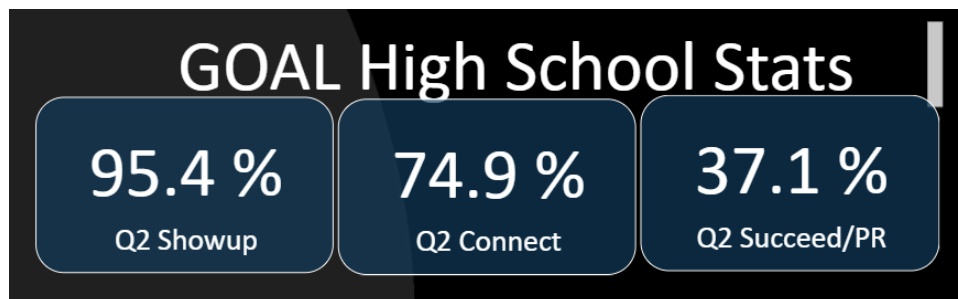
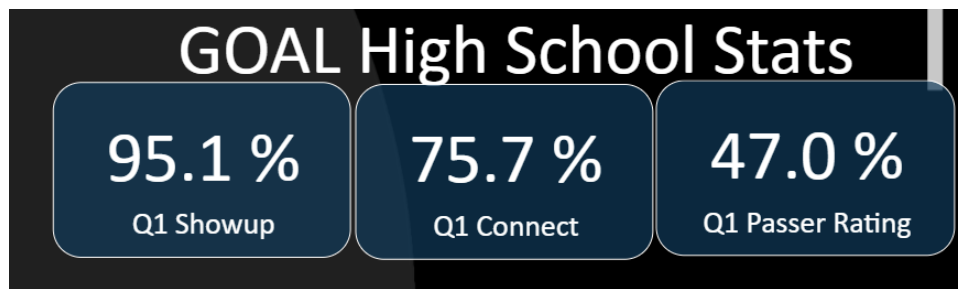
Q1 = 75.7% Complete

Q2 – 74.9% In Progress

Succeed: (% of students passing their classes)

Q1 = 47% Complete (Q1 in 2020 was 37.7%)

Q2 – 37.1% In Progress



THRIVE Outcomes and Progress:

Semester 1:

- College Enrollments - 242
- Career Program Enrollments - TBD
- Passrate – TBD

Semester 2:

- College Enrollments - TBD

- Career Program Enrollments - TBD
- Passrate – TBD

WorkKeys Certifications

Data will be available in November as we begin to test students on workkeys.