




# ACADEMIC REPORT

February 27, 2018

Show Up		STUDENT ENGAGEMENT										
	<b>GOALS / TARGETS</b>	<b>Attendance Rate Target:</b> <ul style="list-style-type: none"> <li>Weekly attendance rate should be at or above 94% (Exceeds)</li> </ul> <b>Truancy Target:</b> <ul style="list-style-type: none"> <li>7.81% (Approaching)</li> </ul>										
	<b>UPDATE:</b>	<b>Attendance Rate:</b> <ul style="list-style-type: none"> <li>Quarter I: Cumulative Rate = 96.52</li> <li>Quarter II: Cumulative Rate = 95.11%</li> <li>Quarter III: Cum Rate as of (2/20) = 94.39%</li> </ul> <b>Truancy Rate:</b> <ul style="list-style-type: none"> <li>Quarter I: 3.48%</li> <li>Quarter II: 4.89%</li> <li>Quarter III: As of (2/20) = 5.61%</li> </ul>										
<b>Metric: Attendance</b>												
Connect		STUDENT ACHIEVEMENT										
	<b>GOALS / TARGETS</b>	<b>Academic Achievement Target:</b> <ul style="list-style-type: none"> <li>Attain achievement scores within the range of 6<sup>th</sup> percentile and 90<sup>th</sup> percentile to maintain a <b>Meets</b> rating</li> </ul> <b>Connect Rate Target:</b> <ul style="list-style-type: none"> <li>60% or higher = Meets</li> </ul> <b>Retention Rate Target:</b> <ul style="list-style-type: none"> <li>75% -- 80% = Meets</li> <li>81% or higher = Exceeds</li> </ul>										
	<b>UPDATE:</b>	<b>Passer Rate = % of classes being passed</b> <ul style="list-style-type: none"> <li>Quarter III Passer Rate as of (2/20) = 16.28%</li> </ul> <b>Connect Rate = % of students completing work weekly</b> <ul style="list-style-type: none"> <li>Average = 32.8%</li> </ul> <b>Retention Rate = Percent of students retained from enrollment</b> <ul style="list-style-type: none"> <li>82.39%</li> </ul>										
<b>Metric: Student Learning</b>												
Succeed		GROWTH / POST-SECONDARY & WORKFORCE READINESS										
	<b>GOALS / TARGETS</b>	<b>Internal Completion Rate Target:</b> <ul style="list-style-type: none"> <li>% of students passing courses is 60% or higher</li> </ul> <b>Post-Secondary/Workforce Readiness Targets:</b> <ul style="list-style-type: none"> <li>Concurrent Enrollment Passer Rate = above 88.7%</li> </ul> <b>Graduation Rate Target:</b> <ul style="list-style-type: none"> <li>49.5%</li> </ul>										
	<b>UPDATE:</b>	<b>Completion Rate: % of students passing courses</b> <ul style="list-style-type: none"> <li>Quarter I = 25.06%</li> <li>Quarter II = 23.26%</li> <li>Semester I = 26.98% (Q1 + Q2 + CCE)</li> </ul> <b>Concurrent Enrollment:</b> <ul style="list-style-type: none"> <li>Fall, 2017 = 195 Enrolled Students – 87% Pass Rate</li> <li>Spring, 2018 = 284 Enrolled Students – 48% Increase from Fall to Spring</li> </ul> <b>Graduates:</b> <ul style="list-style-type: none"> <li>As of 2/20 – 133 (12.69% of those marked as eligible)</li> </ul> <b>Workforce Certificates: TOTAL EARNED = 71</b> <table border="1" style="width: 100%; text-align: center;"> <tr> <td>29</td> <td>29</td> <td>13</td> <td>0</td> </tr> <tr> <td>BRONZE</td> <td>SILVER</td> <td>GOLD</td> <td>PLATINUM</td> </tr> </table>				29	29	13	0	BRONZE	SILVER	GOLD
29	29	13	0									
BRONZE	SILVER	GOLD	PLATINUM									
<b>Metric: Student Growth</b>												

