




# ACADEMIC REPORT

March 20, 2018

Show Up		STUDENT ENGAGEMENT										
	<b>GOALS / TARGETS</b>	<b>Attendance Rate Target:</b> <ul style="list-style-type: none"> <li>Weekly attendance rate should be at or above 94% (Exceeds)</li> </ul> <b>Truancy Target:</b> <ul style="list-style-type: none"> <li>7.81% (Approaching)</li> </ul>										
	<b>UPDATE:</b>	<b>Attendance Rate:</b> <ul style="list-style-type: none"> <li>Quarter I: Cumulative Rate = 96.52</li> <li>Quarter II: Cumulative Rate = 95.11%</li> <li>Quarter III: Cumulative Rate as of (3/16) = 94.48% (+.10) 😊</li> </ul> <b>Truancy Rate:</b> <ul style="list-style-type: none"> <li>Quarter I: 3.48%</li> <li>Quarter II: 4.89%</li> <li>Quarter III: As of (3/09) = 5.62% (-.10) 😊</li> </ul>										
<b>Metric: Attendance</b>												
Connect		STUDENT ACHIEVEMENT										
	<b>GOALS / TARGETS</b>	<b>Academic Achievement Target:</b> <ul style="list-style-type: none"> <li>Attain achievement scores within the range of 6<sup>th</sup> percentile and 90<sup>th</sup> percentile to maintain a <b>Meets</b> rating</li> </ul> <b>Connect Rate Target:</b> <ul style="list-style-type: none"> <li>60% or higher = Meets</li> </ul> <b>Retention Rate Target:</b> <ul style="list-style-type: none"> <li>75% - 80% = Meets</li> <li>81% or higher = Exceeds</li> </ul>										
	<b>UPDATE:</b>	<b>Passer Rate = % of classes being passed</b> <ul style="list-style-type: none"> <li>Passer Rate for the Year: as of (3.19) 31.31%* with CCE</li> </ul> <b>Connect Rate = % of students completing work weekly</b> <ul style="list-style-type: none"> <li>Average = as of (3/11) = 46.4% (+13.6)</li> </ul> <b>Retention Rate = Percent of students retained from enrollment</b> <ul style="list-style-type: none"> <li>77.33% 😊</li> </ul>										
<b>Metric: Student Learning</b>												
Succeed		GROWTH / POST-SECONDARY & WORKFORCE READINESS										
	<b>GOALS / TARGETS</b>	<b>Internal Completion Rate Target:</b> <ul style="list-style-type: none"> <li>% of students passing courses is 60% or higher</li> </ul> <b>Post-Secondary/Workforce Readiness Targets:</b> <ul style="list-style-type: none"> <li>Concurrent Enrollment Passer Rate = above 88.7%</li> </ul> <b>Graduation Rate Target:</b> <ul style="list-style-type: none"> <li>49.5%</li> </ul>										
	<b>UPDATE:</b>	<b>Completion Rate: % of students passing courses</b> <ul style="list-style-type: none"> <li>Quarter I = 25.06%</li> <li>Quarter II = 23.26%</li> <li>Semester I = 26.98% (Q1 + Q2 + CCE)</li> <li>Quarter III Passer Rate = 30.59% (+14.24)</li> </ul> <b>Concurrent Enrollment:</b> <ul style="list-style-type: none"> <li>Fall, 2017 = 195 Enrolled Students – 87% Pass Rate</li> <li>Spring, 2018 = 284 Enrolled Students – 48% Increase from Fall to Spring</li> </ul> <b>Graduates:</b> <ul style="list-style-type: none"> <li>As of 3/16 at 157 (14% of 1094 identified eligible on 10/02)</li> </ul> <b>Workforce Certificates: TOTAL EARNED = 130</b> <table border="1" style="width: 100%; text-align: center;"> <tr> <td>40</td> <td>62</td> <td>27</td> <td>1</td> </tr> <tr> <td>BRONZE</td> <td>SILVER</td> <td>GOLD</td> <td>PLATINUM</td> </tr> </table>				40	62	27	1	BRONZE	SILVER	GOLD
40	62	27	1									
BRONZE	SILVER	GOLD	PLATINUM									

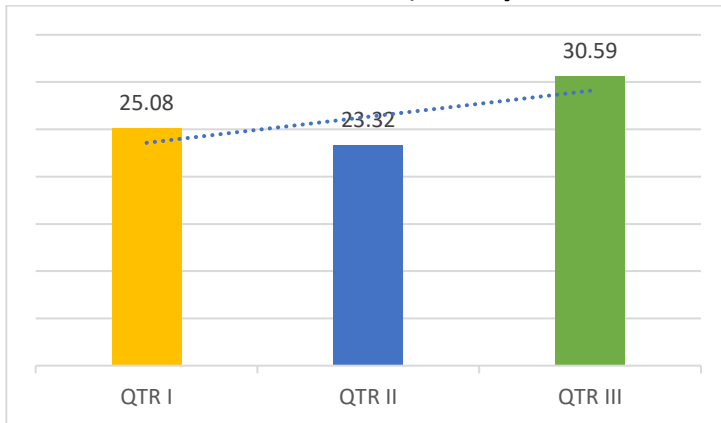
## DATA BREAKOUT

March 20, 2018

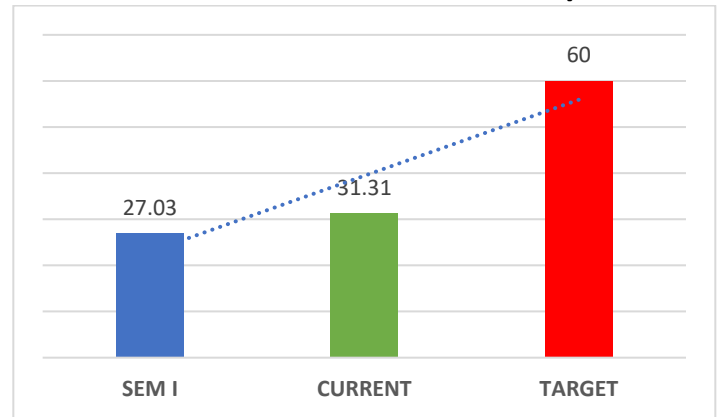
### Focus on: Schoolwide Passer Rating



PASSER RATE BY QTR: W/O CCE



PASSER RATE BY SEMESTER: W/CCE



### I. Celebrations and Opportunities

- To celebrate: Improvement in data from Semester I to current
- Opportunity: Continue upward trend to meet target for Quarter IV

### II. Considerations

- MTSS Interventions
- Para-Professional Think-Tank feedback
- Communication: Student & parent, clear expectations

### III. Action Plan

- Review: Leadership Retreat Action Plan

### IV. Strategic Plan Connection

- Objective I: Each student will be responsible for educational experiences aligned to their goals and dreams.
- Objective III: GOAL High School will support each student's learning through consistent, respectful, responsive, and safe school communities.

### V. Discussion: What is it we're not seeing