




Show Up		STUDENT ENGAGEMENT	
	<b>GOALS / TARGETS</b>	<b>Attendance Rate Target:</b> <ul style="list-style-type: none"> <li>Weekly attendance rate should be at or above 94% (Exceeds)</li> </ul> <b>Truancy Target:</b> <ul style="list-style-type: none"> <li>7.81% (Approaching)</li> </ul>	
	<b>UPDATE:</b>	<b>Attendance Rate:</b> <ul style="list-style-type: none"> <li>Quarter I: Cumulative Rate = 96.52</li> <li>Quarter II: Cumulative Rate = 95.11%</li> <li>Quarter III: Cumulative Rate as of (3/16) = 94.48%</li> <li>Quarter IV: Cumulative Rate as of (4/18) = 94.56% 😊</li> </ul> <b>Truancy Rate:</b> <ul style="list-style-type: none"> <li>Quarter I: 3.48%</li> <li>Quarter II: 4.89%</li> <li>Quarter III: 5.62%</li> <li>Quarter IV: as of (4/18) = 5.44% 😊</li> </ul>	

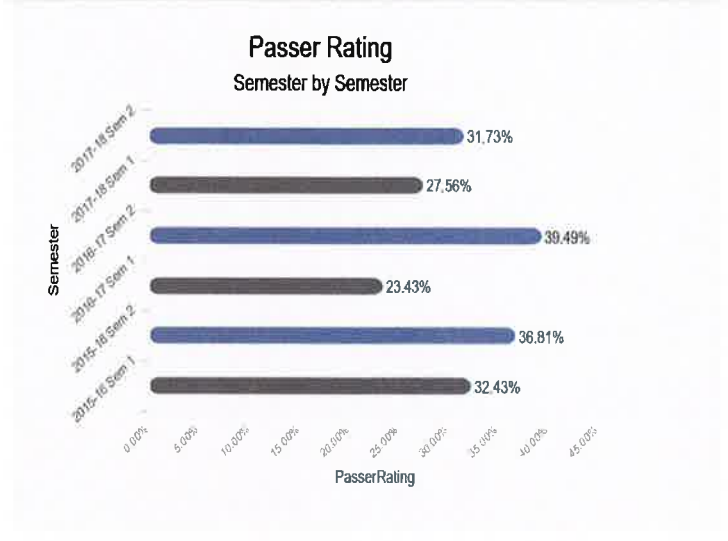
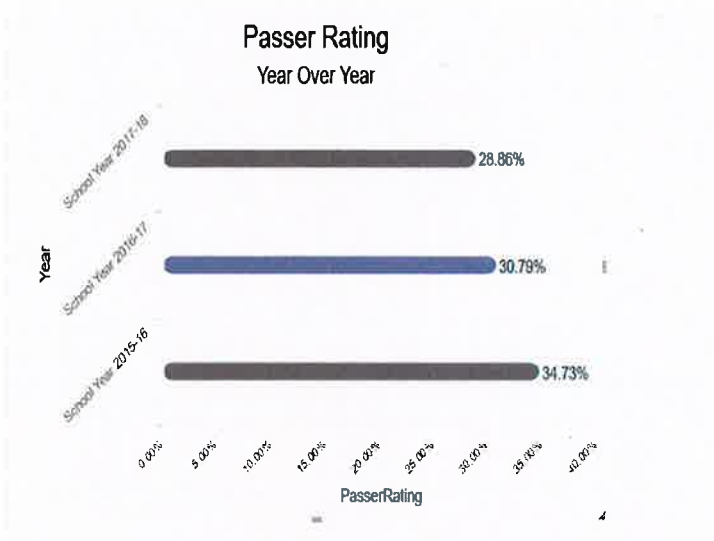
**Metric: Attendance**

Connect		STUDENT ACHIEVEMENT	
	<b>GOALS / TARGETS</b>	<b>Academic Achievement Target:</b> <ul style="list-style-type: none"> <li>Attain achievement scores within the range of 6<sup>th</sup> percentile and 90<sup>th</sup> percentile to maintain a <i>Meets</i> rating</li> </ul> <b>Connect Rate Target:</b> <ul style="list-style-type: none"> <li>60% or higher = Meets</li> </ul> <b>Retention Rate Target:</b> <ul style="list-style-type: none"> <li>75% - 80% = Meets</li> <li>81% or higher = Exceeds</li> </ul>	
	<b>UPDATE:</b>	<b>Passer Rate = % of classes being passed</b> <ul style="list-style-type: none"> <li>Passer Rate for the Year: as of (4/18) 28.86%* with CCE</li> </ul> <b>Connect Rate = % of students completing work weekly</b> <ul style="list-style-type: none"> <li>Average = as of (4/18) = 55% (+9%) 😊</li> </ul> <b>Retention Rate = Percent of students retained from enrollment</b> <ul style="list-style-type: none"> <li>72.07%</li> </ul>	

**Metric: Student Learning**

Succeed		GROWTH / POST-SECONDARY & WORKFORCE READINESS										
	<b>GOALS / TARGETS</b>	<b>Internal Completion Rate Target:</b> <ul style="list-style-type: none"> <li>% of students passing courses is 60% or higher</li> </ul> <b>Post-Secondary/Workforce Readiness Targets:</b> <ul style="list-style-type: none"> <li>Concurrent Enrollment Passer Rate = above 88.7%</li> </ul> <b>Graduation Rate Target:</b> <ul style="list-style-type: none"> <li>49.5%</li> </ul>										
	<b>UPDATE:</b>	<b>Completion Rate: % of students passing courses</b> <ul style="list-style-type: none"> <li>Quarter I = 25.06%</li> <li>Quarter II = 23.26%</li> <li>Semester I = 26.98% (Q1 + Q2 + CCE)</li> <li>Quarter III = 32.93%</li> <li>Quarter IV = Running Pass Rate as of (4/18) = 16.15%</li> </ul> <b>Concurrent Enrollment:</b> <ul style="list-style-type: none"> <li>Fall, 2017 = 195 Enrolled Students – 87% Pass Rate</li> <li>Spring, 2018 = 284 Enrolled Students – 48% Increase Fall to Spring</li> </ul> <b>Graduates:</b> <ul style="list-style-type: none"> <li>As of 4/18 at 211 (19% of 1094 identified eligible on 10/02)</li> </ul> <b>Workforce Certificates: TOTAL EARNED = 158</b> <table border="1" style="width: 100%; text-align: center;"> <tr> <td>49</td> <td>74</td> <td>34</td> <td>1</td> </tr> <tr> <td>BRONZE</td> <td>SILVER</td> <td>GOLD</td> <td>PLATINUM</td> </tr> </table>				49	74	34	1	BRONZE	SILVER	GOLD
49	74	34	1									
BRONZE	SILVER	GOLD	PLATINUM									

# Focus on: Schoolwide Trend Passer Rate Data



## I. Celebrations and Opportunities

- To celebrate: Improvement in data from Last Year to This Year. Trending to end higher in completions this year.
- Opportunity: Continue upward trend, from the 15/16 school year.

## II. Considerations

- MTSS Interventions
- Full implementation of model
- Revamp of academic program and standards from the 15/16 school year

## III. Action Plan

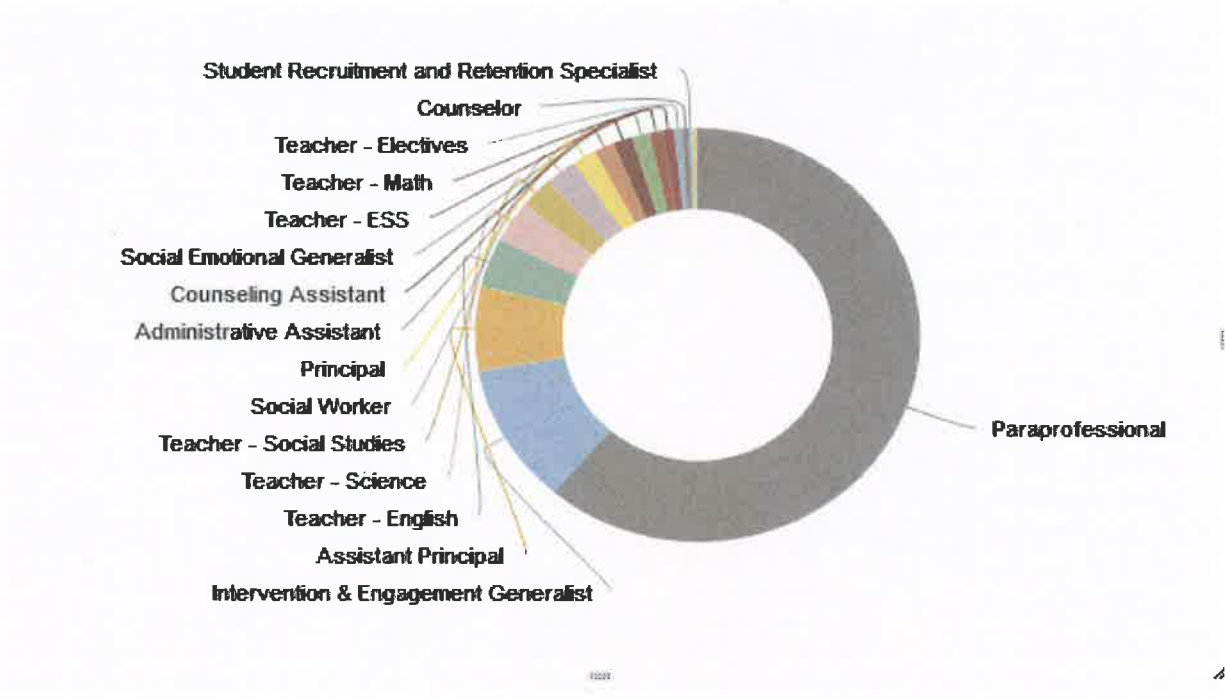
- a. Continue the course for Quarter IV per the plans put together during our regional leadership meeting.

## IV. Strategic Plan Connection

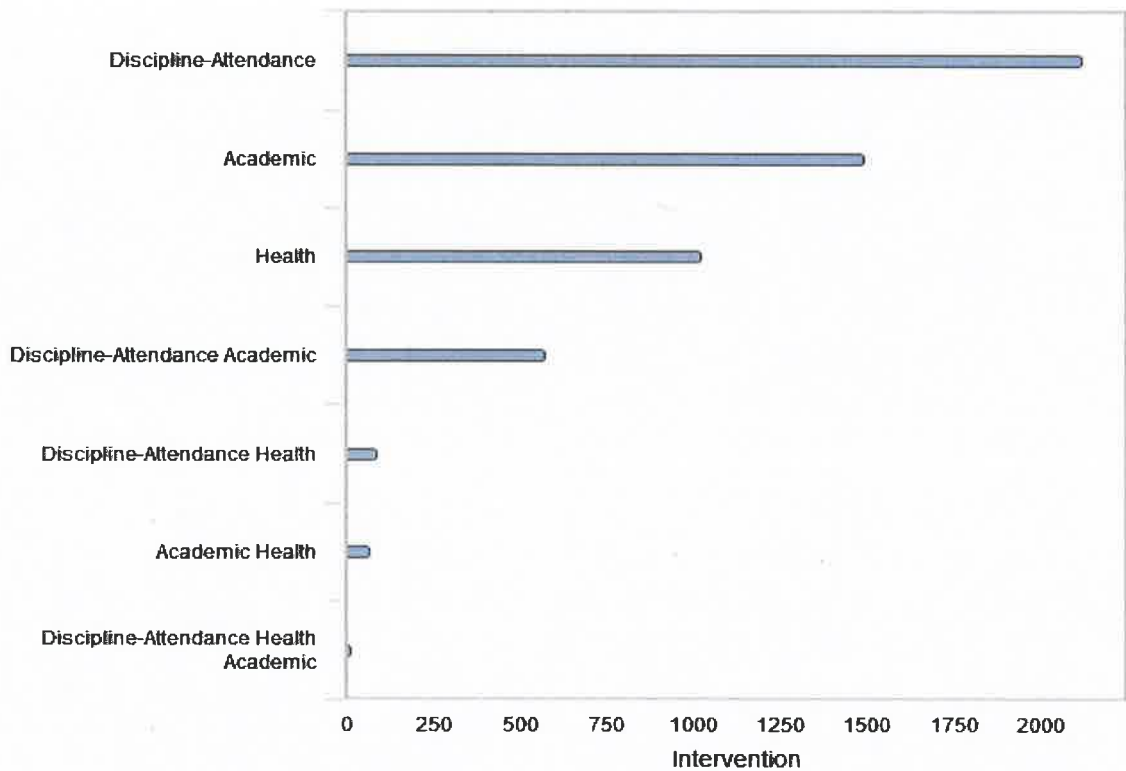
- a. Objective I: Each student will be responsible for educational experiences aligned to their goals and dreams.
- b. Objective III: GOAL High School will support each student's learning through consistent, respectful, responsive, and safe school communities.

## V. Discussion: What is it we're not seeing

# MTSS: Multi Tiered Systems of Support Dashboard

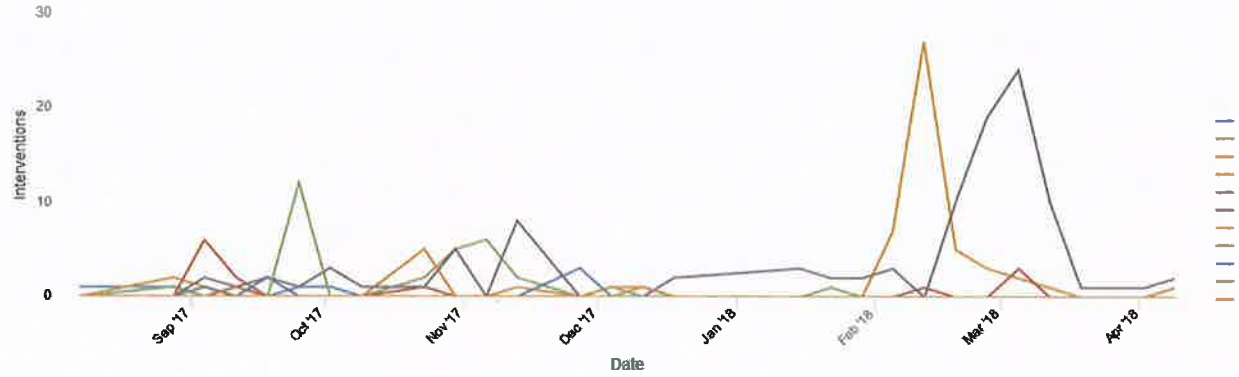


Statewide Interventions Logged by Role



Statewide Interventions Logged by MTSS Domain

### Interventions with Time



**View of specific personnel, over time, with number of interventions logged**

### **TOTAL INTERVENTIONS: 5,386**

- **Discipline-Attendance: 2,124**
- **Academic: 1,491**
- **Health: 1,025**
- **Discipline-Attendance Academic: 570**
- **Discipline-Attendance Health: 91**
- **Academic Health: 68**
- **Discipline-Attendance Health Academic: 17**

### **INTERVENTIONS BY ROLE:**

- **Paraprofessional: 61.26% of the interventions logged**