




ACADEMIC REPORT

May 29, 2018

Show Up		STUDENT ENGAGEMENT	
	GOALS / TARGETS	Attendance Rate Target: <ul style="list-style-type: none"> Weekly attendance rate should be at or above 94% (Exceeds) Truancy Target: <ul style="list-style-type: none"> 7.81% (Approaching) 	
	UPDATE:	Attendance Rate: <ul style="list-style-type: none"> Quarter I: Cumulative Rate = 96.52 Quarter II: Cumulative Rate = 95.11% Quarter III: Cumulative Rate as of (3/16) = 94.48% Quarter IV: Cumulative Rate as of (5/21) = 94.52% 😊 (SPF Meets) Truancy Rate: <ul style="list-style-type: none"> Quarter I: 3.48% Quarter II: 4.89% Quarter III: 5.62% Quarter IV: as of (5/21) = 5.48% 😊 (SPF Meets) 	
Metric: Attendance			
Connect		STUDENT ACHIEVEMENT	
	GOALS / TARGETS	Academic Achievement Target: <ul style="list-style-type: none"> Attain achievement scores within the range of 6th percentile and 90th percentile to maintain a Meets rating Returning Student Rate Target: <ul style="list-style-type: none"> 60% or higher = Meets Connect Rate Target: <ul style="list-style-type: none"> 60% or higher = Meets Retention Rate Target: <ul style="list-style-type: none"> 75% - 80% = Meets 81% or higher = Exceeds 	
	UPDATE:	Passer Rate = % of classes being passed <ul style="list-style-type: none"> Passer Rate for the Year: as of (5/21) 31.45%* with CCE (+2.59%) Returning Student Rate <ul style="list-style-type: none"> Our Rate is 74% 😊 (SPF Meets) Connect Rate = % of students completing work weekly <ul style="list-style-type: none"> Average = as of (5/21) = 54% (-1%) 😊 (Stabilizing) Retention Rate = Percent of students retained from enrollment <ul style="list-style-type: none"> 69.9% 	
Metric: Student Learning			
Succeed		GROWTH / POST-SECONDARY & WORKFORCE READINESS	
	GOALS / TARGETS	Internal Completion Rate Target: <ul style="list-style-type: none"> % of students passing courses is 60% or higher Post-Secondary/Workforce Readiness Target: <ul style="list-style-type: none"> Concurrent Enrollment Passer Rate = above 88.7% Student Re-Engagement Rate Target <ul style="list-style-type: none"> 60% or higher = Meets Graduation Rate Target: <ul style="list-style-type: none"> 49.5% 	
	UPDATE:	Completion Rate: % of students passing courses <ul style="list-style-type: none"> Quarter I = 25.06% Quarter II = 23.26% Semester I = 26.98% (Q1 + Q2 + CCE) Quarter III = 32.93% 	

- Quarter IV = Running Pass Rate as of (5/21) = 18.52% (+2.37%)
- Concurrent Enrollment:**
- Fall, 2017 = 195 Enrolled Students – 87% Pass Rate
 - Spring, 2018 = 284 Enrolled Students – 48% Increase from Fall to Spring
- Student Re-Engagement Rate:**
- Our Rate is 53% = Approaching (SPF)
- Graduates:**
- As of 5/21 at 253 (23% of 1094 identified eligible on 10/02)

Workforce Certificates:

TOTAL EARNED = 325 Earned/349 Taken = 93.2% Earned

95 (+46)	158 (+84)	69 (+35)	3 (+2)
BRONZE	SILVER	GOLD	PLATINUM

Metric: Student Growth