




Show Up		STUDENT ENGAGEMENT								
	<b>GOALS / TARGETS</b>	<b>Attendance Rate Target:</b> <ul style="list-style-type: none"> <li>Weekly attendance rate should be at or above 95% (Exceeds)</li> </ul> <b>Truancy Target:</b> <ul style="list-style-type: none"> <li>5% or less</li> </ul>								
	<b>UPDATE:</b>	<b>Attendance Rate:</b> <ul style="list-style-type: none"> <li>Weekly cumulative attendance as of 9.14 = 95%</li> </ul> <b>Truancy Rate:</b> <ul style="list-style-type: none"> <li>Current truancy rate: 5%</li> </ul>								
<b>Metric: Attendance</b>										
Connect		STUDENT ACHIEVEMENT								
	<b>GOALS / TARGETS</b>	<b>Academic Achievement Target:</b> <ul style="list-style-type: none"> <li>Attain achievement scores within the range of 60<sup>th</sup> percentile and 90<sup>th</sup> percentile to maintain a <b>Meets</b> rating</li> </ul> <b>Connect Rate Target:</b> <ul style="list-style-type: none"> <li>60% or higher = Meets</li> </ul> <b>Retention Rate Target:</b> <ul style="list-style-type: none"> <li>75% - 80% = Meets</li> <li>81% or higher = Exceeds</li> </ul>								
	<b>UPDATE:</b>	<b>Passer Rate</b> = % of classes being passed <b>Connect Rate</b> = % of students completing minimum requirement of submitting work is <b>16.5% for Week I</b> <b>Average Retention Rate</b> = Percent of students retained from enrollment <ul style="list-style-type: none"> <li>Is measured after count</li> </ul>								
<b>Metric: Student Learning</b>										
Succeed		GROWTH / POST-SECONDARY & WORKFORCE READINESS								
	<b>GOALS / TARGETS</b>	<b>Internal Completion Rate Target:</b> <ul style="list-style-type: none"> <li>% of students passing courses is 60% or higher</li> </ul> <b>Post-Secondary/Workforce Readiness Targets:</b> <ul style="list-style-type: none"> <li>Concurrent Enrollment Passer Rate = above 88.7%</li> </ul> <b>Graduation Rate Target:</b> <ul style="list-style-type: none"> <li>49.5%</li> </ul>								
	<b>UPDATE:</b>	<b>Completion Rate:</b> % of students passing courses <ul style="list-style-type: none"> <li>Quarter I =</li> </ul> <b>Concurrent Enrollment:</b> <ul style="list-style-type: none"> <li>Fall, 2018 = 216 enrolled in CCE and 9 ASCENT Students</li> </ul> <b>Graduates:</b> <ul style="list-style-type: none"> <li></li> </ul> <b>Workforce Certificates: TOTAL EARNED =</b> <table border="1" style="margin-left: auto; margin-right: auto; width: 100%;"> <tr> <td style="width: 25%;"></td> <td style="width: 25%;"></td> <td style="width: 25%;"></td> <td style="width: 25%;"></td> </tr> <tr> <td style="text-align: center;">BRONZE</td> <td style="text-align: center;">SILVER</td> <td style="text-align: center;">GOLD</td> <td style="text-align: center;">PLATINUM</td> </tr> </table>						BRONZE	SILVER	GOLD
BRONZE	SILVER	GOLD	PLATINUM							

**NOTES:**