




| Show Up   |                        | STUDENT ENGAGEMENT   |  |
|---|------------------------|--|--|
|  | <b>GOALS / TARGETS</b> | <b>Attendance Rate:</b> <ul style="list-style-type: none"> <li>Cumulative attendance rate should be at or above 95% (Exceeds)</li> </ul> <b>Truancy :</b> <ul style="list-style-type: none"> <li>5% or less</li> </ul> |  |
|   | <b>UPDATE:</b>         | <b>Attendance Rate:</b> <ul style="list-style-type: none"> <li>Cumulative attendance as of 1/22 = 95.28%</li> </ul> <b>Truancy Rate:</b> <ul style="list-style-type: none"> <li>Current truancy rate: 4.72%</li> </ul> |  |

**Metric: Attendance**

| Connect  |                        | STUDENT ACHIEVEMENT   |  |
|--|------------------------|---|--|
|  | <b>GOALS / TARGETS</b> | <b>Academic Achievement:</b> <ul style="list-style-type: none"> <li>Attain achievement scores within the range of 60<sup>th</sup> percentile and 90<sup>th</sup> percentile to maintain a <i>Meets</i> rating</li> </ul> <b>Pass Rate: Quarterly active rate of classes in progress that are being passed.</b> <ul style="list-style-type: none"> <li>60% or higher = Meets</li> </ul> <b>Working Rate: Quarterly percent of students completing work weekly.</b> <ul style="list-style-type: none"> <li>80% or higher = Meets</li> </ul> <b>Connect Rate: Quarterly percent of students completing a minimum of 3 submissions per class per week.</b> <ul style="list-style-type: none"> <li>60% or higher = Meets</li> </ul> <b>Retention Rate Target:</b> <ul style="list-style-type: none"> <li>75% - 80% = Meets</li> <li>81% or higher = Exceeds</li> </ul> |  |
|  | <b>UPDATE:</b>         | <b>Passer Rate:</b> <ul style="list-style-type: none"> <li>Q3 as of 1/22 - 22.56% of classes being passed</li> </ul> <b>Working Rate:</b> <ul style="list-style-type: none"> <li>Q3 as of 1/22 – 57.07% (quarter is active)</li> </ul> <b>Connect Rate:</b> <ul style="list-style-type: none"> <li>Q3 as of 1/22 – 18.62% (quarter is active)</li> </ul> <b>Retention Rate =</b> <ul style="list-style-type: none"> <li>As of 1/22 - 90.35% (399 Exits) 6.09% of the 9.65% exited are coded as Drop out</li> </ul>  |  |

**Metric: Student Learning**

| Succeed   |                        | GROWTH / POST-SECONDARY & WORKFORCE READINESS  |  |
|---|------------------------|--|--|
|  | <b>GOALS / TARGETS</b> | <b>Internal Completion Rate Target:</b> <ul style="list-style-type: none"> <li>% of students passing courses is 60% or higher</li> </ul> <b>Post-Secondary/Workforce Readiness Targets:</b> <ul style="list-style-type: none"> <li>Concurrent Enrollment Passer Rate = above 88.7%</li> </ul> <b>Graduation Rate Target:</b> <ul style="list-style-type: none"> <li>49.5%</li> </ul> |  |
|   |                        |  |  |

|  |                |   |        |      |          |
|--|----------------|---|--------|------|----------|
|  | <b>UPDATE:</b> | <b>Completion Rate:</b> % of students passing courses <ul style="list-style-type: none"> <li>• Q1 – 38.38%</li> <li>• Q2 – 41.50%</li> <li>• SM1 – 40.34%</li> </ul>  |        |      |          |
|  |                | <b>THRIVE Enrollments:</b> <ul style="list-style-type: none"> <li>• Fall 2018 = 218 enrolled in THRIVE programs including 9 ASCENT Students <ul style="list-style-type: none"> <li>○ 163 College Enrollments <ul style="list-style-type: none"> <li>▪ Passrate – 88.51%</li> </ul> </li> <li>○ 55 Trade/Workforce Enrollments <ul style="list-style-type: none"> <li>▪ Passrate – 95.24%</li> </ul> </li> <li>○ THRIVE Passrate – 89.53%</li> </ul> </li> <li>• Spring 2019 = 241 enrolled in THRIVE programs including 9 ASCENT Students <ul style="list-style-type: none"> <li>○ 182 College Enrollments</li> <li>○ 59 Trade/Workforce Enrollments</li> </ul> </li> </ul> |        |      |          |
|  |                | <b>Graduates:</b> <ul style="list-style-type: none"> <li>• Graduates as of 1/22 - 65</li> </ul>   |        |      |          |
|  |                | <b>Workforce Certificates: TOTAL EARNED = 33</b>  |        |      |          |
|  |                | 13  | 12     | 7    | 1        |
|  |                | BRONZE  | SILVER | GOLD | PLATINUM |
|  |                | <b>Metric: Student Outcomes</b>   |        |      |          |

**NOTES:**