




Show Up		STUDENT ENGAGEMENT	
	GOALS / TARGETS	Attendance Rate: <ul style="list-style-type: none"> Cumulative attendance rate should be at or above 95% (Exceeds) Truancy : <ul style="list-style-type: none"> 5% or less 	
	UPDATE:	Attendance Rate: <ul style="list-style-type: none"> Cumulative attendance as of 2/19: 95.01% Truancy Rate: <ul style="list-style-type: none"> Current truancy rate as of 2/19: 4.99% 	

Metric: Attendance

Connect		STUDENT ACHIEVEMENT	
	GOALS / TARGETS	Academic Achievement: <ul style="list-style-type: none"> Attain achievement scores within the range of 60th percentile and 90th percentile to maintain a <i>Meets</i> rating Pass Rate: Quarterly active rate of classes in progress that are being passed. <ul style="list-style-type: none"> 60% or higher = Meets Working Rate: Quarterly percent of students completing work weekly. <ul style="list-style-type: none"> 80% or higher = Meets Connect Rate: Quarterly percent of students completing a minimum of 3 submissions per class per week. <ul style="list-style-type: none"> 60% or higher = Meets Retention Rate Target: <ul style="list-style-type: none"> 75% - 80% = Meets 81% or higher = Exceeds 	
	UPDATE:	Passer Rate: <ul style="list-style-type: none"> Q3 as of 2/19 - 23.70% of classes being passed Working Rate: <ul style="list-style-type: none"> Q3 as of 2/19 – 59.78% (quarter is active) Connect Rate: <ul style="list-style-type: none"> Q3 as of 2/19 – 18.79% (quarter is active) Retention Rate = <ul style="list-style-type: none"> As of 2/19 - 86.44% (561 Exits) 7.57% of the 13.56% exited are coded as Drop out 	

Metric: Student Learning

Succeed		GROWTH / POST-SECONDARY & WORKFORCE READINESS	
	GOALS / TARGETS	Internal Completion Rate Target: <ul style="list-style-type: none"> % of students passing courses is 60% or higher Post-Secondary/Workforce Readiness Targets: <ul style="list-style-type: none"> Concurrent Enrollment Passer Rate = above 88.7% Graduation Rate Target: <ul style="list-style-type: none"> 49.5% 	

	UPDATE:	Completion Rate: % of students passing courses			
		<ul style="list-style-type: none"> • Q1 – 38.38% • Q2 – 41.50% • SM1 – 40.34% 			
		THRIVE Enrollments:			
		<ul style="list-style-type: none"> • Fall 2018 = 218 enrolled in THRIVE programs including 9 ASCENT Students <ul style="list-style-type: none"> ○ 163 College Enrollments <ul style="list-style-type: none"> ▪ Passrate – 88.51% ○ 55 Trade/Workforce Enrollments <ul style="list-style-type: none"> ▪ Passrate – 95.24% ○ THRIVE Passrate – 89.53% • Spring 2019 = 241 enrolled in THRIVE programs including 9 ASCENT Students <ul style="list-style-type: none"> ○ 182 College Enrollments ○ 59 Trade/Workforce Enrollments 			
		Graduates:			
		<ul style="list-style-type: none"> • Graduates as of 2/19 - 115 			
		Workforce Certificates: TOTAL EARNED = 83			
		28	35	18	2
		BRONZE	SILVER	GOLD	PLATINUM
		Metric: Student Outcomes			

NOTES: