




Show Up		STUDENT ENGAGEMENT	
	<b>GOALS / TARGETS</b>	<b>Attendance Rate:</b> <ul style="list-style-type: none"> <li>Cumulative attendance rate should be at or above 95% (Exceeds)</li> </ul> <b>Truancy :</b> <ul style="list-style-type: none"> <li>5% or less</li> </ul>	
	<b>UPDATE:</b>	<b>Attendance Rate:</b> <ul style="list-style-type: none"> <li>Cumulative attendance as of 3/26: 94.97%</li> </ul> <b>Truancy Rate:</b> <ul style="list-style-type: none"> <li>Current truancy rate as of 3/26: 5.03%</li> </ul>	

**Metric: Attendance**

Connect		STUDENT ACHIEVEMENT	
	<b>GOALS / TARGETS</b>	<b>Academic Achievement:</b> <ul style="list-style-type: none"> <li>Attain achievement scores within the range of 60<sup>th</sup> percentile and 90<sup>th</sup> percentile to maintain a <i>Meets</i> rating</li> </ul> <b>Pass Rate: Quarterly active rate of classes in progress that are being passed.</b> <ul style="list-style-type: none"> <li>60% or higher = Meets</li> </ul> <b>Working Rate: Quarterly percent of students completing work weekly.</b> <ul style="list-style-type: none"> <li>80% or higher = Meets</li> </ul> <b>Connect Rate: Quarterly percent of students completing a minimum of 3 submissions per class per week.</b> <ul style="list-style-type: none"> <li>60% or higher = Meets</li> </ul> <b>Retention Rate Target:</b> <ul style="list-style-type: none"> <li>75% - 80% = Meets</li> <li>81% or higher = Exceeds</li> </ul>	
	<b>UPDATE:</b>	<b>Passer Rate:</b> <ul style="list-style-type: none"> <li>Q3 as of 3/26 - 37.76% of classes being passed</li> </ul> <b>Working Rate:</b> <ul style="list-style-type: none"> <li>Q3 as of 3/26 – 58.56% (quarter is active)</li> </ul> <b>Connect Rate:</b> <ul style="list-style-type: none"> <li>Q3 as of 3/26 – 21.45% (quarter is active)</li> </ul> <b>Retention Rate =</b> <ul style="list-style-type: none"> <li>As of 3/26 - 82.28% (733 Exits) 10.5% are coded as dropouts</li> </ul>	

**Metric: Student Learning**

Succeed		GROWTH / POST-SECONDARY & WORKFORCE READINESS	
	<b>GOALS / TARGETS</b>	<b>Internal Completion Rate Target:</b> <ul style="list-style-type: none"> <li>% of students passing courses is 60% or higher</li> </ul> <b>Post-Secondary/Workforce Readiness Targets:</b> <ul style="list-style-type: none"> <li>Concurrent Enrollment Passer Rate = above 88.7%</li> </ul> <b>Graduation Rate Target:</b> <ul style="list-style-type: none"> <li>49.5%</li> </ul>	

	<b>UPDATE:</b>	<p><b>Completion Rate:</b> % of students passing courses</p> <ul style="list-style-type: none"> <li>• Q1 – 38.38%</li> <li>• Q2 – 41.50%</li> <li>• SM1 – 40.34%</li> </ul> <p><b>THRIVE Enrollments:</b></p> <ul style="list-style-type: none"> <li>• Fall 2018 = 218 enrolled in THRIVE programs including 9 ASCENT Students <ul style="list-style-type: none"> <li>○ 163 College Enrollments <ul style="list-style-type: none"> <li>▪ Passrate – 88.51%</li> </ul> </li> <li>○ 55 Trade/Workforce Enrollments <ul style="list-style-type: none"> <li>▪ Passrate – 95.24%</li> </ul> </li> <li>○ THRIVE Passrate – 89.53%</li> </ul> </li> <li>• Spring 2019 = 241 enrolled in THRIVE programs including 9 ASCENT Students <ul style="list-style-type: none"> <li>○ 182 College Enrollments</li> <li>○ 59 Trade/Workforce Enrollments</li> </ul> </li> </ul> <p><b>Graduates:</b></p> <ul style="list-style-type: none"> <li>• Graduates as of 3/26 - 143</li> </ul> <p><b>Workforce Certificates: TOTAL EARNED = 121</b></p> <table border="1" style="width: 100%; text-align: center;"> <tr> <td><b>41</b></td> <td><b>53</b></td> <td><b>24</b></td> <td><b>3</b></td> </tr> <tr> <td><b>BRONZE</b></td> <td><b>SILVER</b></td> <td><b>GOLD</b></td> <td><b>PLATINUM</b></td> </tr> </table>				<b>41</b>	<b>53</b>	<b>24</b>	<b>3</b>	<b>BRONZE</b>	<b>SILVER</b>	<b>GOLD</b>	<b>PLATINUM</b>
	<b>41</b>	<b>53</b>	<b>24</b>	<b>3</b>									
	<b>BRONZE</b>	<b>SILVER</b>	<b>GOLD</b>	<b>PLATINUM</b>									
		<b>Metric: Student Outcomes</b>											

**NOTES:**