




Show Up		STUDENT ENGAGEMENT	
	GOALS / TARGETS	Attendance Rate: <ul style="list-style-type: none"> Cumulative attendance rate should be at or above 95% (Exceeds) Truancy : <ul style="list-style-type: none"> 5% or less 	
	UPDATE:	Attendance Rate: <ul style="list-style-type: none"> Cumulative attendance as of 4/23: 95.08% Truancy Rate: <ul style="list-style-type: none"> Current truancy rate as of 4/23: 4.92% 	

Metric: Attendance

Connect		STUDENT ACHIEVEMENT	
	GOALS / TARGETS	Academic Achievement: <ul style="list-style-type: none"> Attain achievement scores within the range of 60th percentile and 90th percentile to maintain a <i>Meets</i> rating Pass Rate: Quarterly active rate of classes in progress that are being passed. <ul style="list-style-type: none"> 60% or higher = Meets Working Rate: Quarterly percent of students completing work weekly. <ul style="list-style-type: none"> 80% or higher = Meets Connect Rate: Quarterly percent of students completing a minimum of 3 submissions per class per week. <ul style="list-style-type: none"> 60% or higher = Meets Retention Rate Target: <ul style="list-style-type: none"> 75% - 80% = Meets 81% or higher = Exceeds 	
	UPDATE:	Passer Rate: <ul style="list-style-type: none"> Q4 as of 4/23 - 23.98% of classes being passed Working Rate: <ul style="list-style-type: none"> Q4 as of 4/23 – 51.80% (quarter is active) Connect Rate: <ul style="list-style-type: none"> Q4 as of 4/23 – 17.40% (quarter is active) Retention Rate = <ul style="list-style-type: none"> As of 4/23 - 79.16% (862 Exits) 13% of the exits are coded as dropouts 	

Metric: Student Learning

Succeed		GROWTH / POST-SECONDARY & WORKFORCE READINESS	
	GOALS / TARGETS	Internal Completion Rate Target: <ul style="list-style-type: none"> % of students passing courses is 60% or higher Post-Secondary/Workforce Readiness Targets: <ul style="list-style-type: none"> Concurrent Enrollment Passer Rate = above 88.7% Graduation Rate Target: <ul style="list-style-type: none"> 49.5% 	

	UPDATE:	Completion Rate: % of students passing courses <ul style="list-style-type: none"> • Q1 – 38.38% • Q2 – 41.50% • SM1 – 40.34% • Q3 – 43.72% THRIVE Enrollments: <ul style="list-style-type: none"> • Fall 2018 = 218 enrolled in THRIVE programs including 9 ASCENT Students <ul style="list-style-type: none"> ○ 163 College Enrollments <ul style="list-style-type: none"> ▪ Passrate – 88.51% ○ 55 Trade/Workforce Enrollments <ul style="list-style-type: none"> ▪ Passrate – 95.24% ○ THRIVE Passrate – 89.53% • Spring 2019 = 241 enrolled in THRIVE programs including 9 ASCENT Students <ul style="list-style-type: none"> ○ 182 College Enrollments ○ 59 Trade/Workforce Enrollments Graduates: <ul style="list-style-type: none"> • Graduates as of 4/23 - 219 Workforce Certificates: TOTAL EARNED = 186			
		64	83	36	3
		BRONZE	SILVER	GOLD	PLATINUM

Metric: Student Outcomes

NOTES: