



GOAL Academy Board Report

Demographics

RESET FILTERS

ACTIVE STUDENTS

4850



WITHDRAWN

117



ALUMNI

12



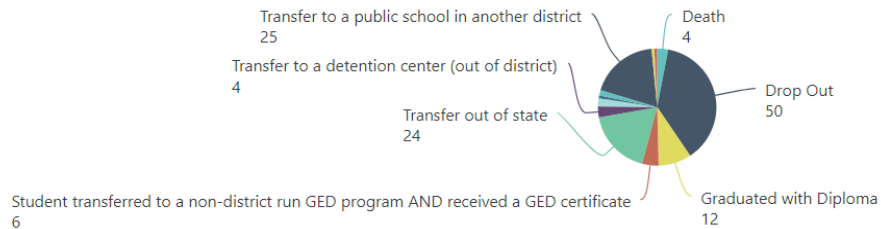
OVER 21

51



Exit Reasons

GOAL Academy



Anticipated Funded – 4962 (Starting the last phase of audit exceptions)

Special Program Numbers

ESS	504	ELL	Senior Recovery	ASCENT	Certification/Trade Program	Concurrent Enrollment (CE)	G/T
495	124	543	724	13	85	187	4

ReEnrollment of Current Students

School	Still Needed	Came Back	Total Eligible 2 Return	% ReEnrolled
GOAL Academy	474	2184	2658	82.17%

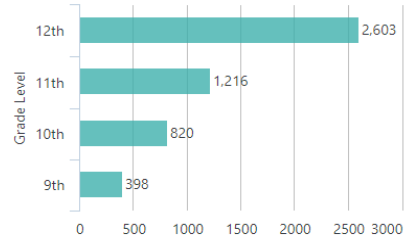
GOAL Academy	
Total Students:	4850
Total With AEC:	4647
No AEC:	201
AEC Percentage:	95.81%

Demographics

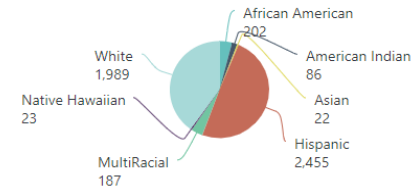
Gender Breakdown



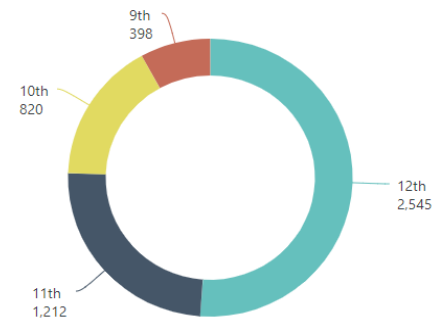
Grade Level



Racial Breakdown



Gradelevel Breakdown



AEC Indicators by the Numbers

School	ChronicAbsence	DrugAlcoholStudent	Expelled	FamilyDomViolence	GangInvolveFam	Fostercare	GangInvolveStudent	hxPsychDisorderStudent	hxSuspensions	Homeless
GOAL Academy	4324	391	536	664	225	353	76	1063	868	74
IEP	Migrant	DrugAlcoholParents	TeenParent	ProbationParent	ParentSiblingLoss	DroppedOut	DeptHumanServices	ChildAbuse	IsCurrentlyOnProbation	
613	57	591	427	686	909	941	240	426	19	

Academic Measures



THRIVE Programs

- Concurrent Enrollment – 187
- ASCENT – 13
- Certification/Trade Programs – 85

Workforce Certifications

Bronze	Silver	Gold	Platinum	Total Earned
70	85	28	8	114

