



# GOAL Academy Board Report

Demographics

RESET FILTERS

ACTIVE STUDENTS

4856



WITHDRAWN

246



ALUMNI

29



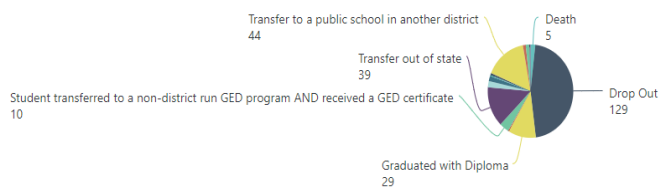
OVER 21

53



## Exit Reasons

GOAL Academy



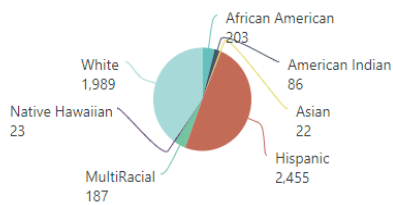
## Official 2019/2020 Funded Students – 4961.5

### Special Program Numbers

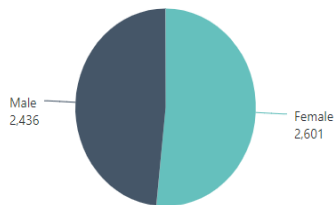
ESS	ELL	Senior Recovery	ASCENT	Certification/Trade Program	Concurrent Enrollment (CE)	G/T
495	126	534	13	90	212	4

## Demographics

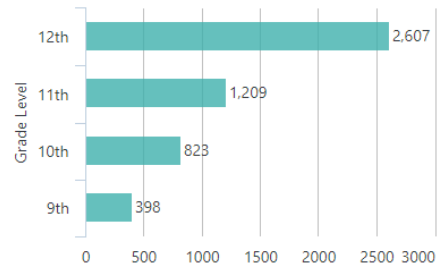
### Racial Breakdown



### Gender Breakdown



### Grade Level



## Academic Measures

ShowUp Rate			
School	Q1	Q2	SM1
GOAL Academy	97.55%	94.98%	96.15%

Connect Rate			
School	Q1	Q2	SM1
GOAL	73.67%	53.19%	62.34%

Succeed Rate			
School	Q1	Q2	SM1
GOAL	14.68%	15.24%	14.26%

Passer Rate			
School	Q1	Q2	SM1
GOAL	43.31%	27.46%	33.27%

## THRIVE Programs

- Concurrent Enrollment – 212
- ASCENT – 13
- Certification/Trade Programs – 90

### Workforce Certifications

Bronze	Silver	Gold	Platinum	Total Earned
70	85	28	8	114

## AEC Indicators by the Numbers

AEC Types	Students
ChronicAbsence	4324
hxPsychDisorderStudent	1063
DroppedOut	941
ParentSiblingLoss	909
hxSuspensions	868
ProbationParent	686
FamilyDomViolence	664
IEP	613
DrugAlcoholParents	591
Expelled	536
TeenParent	427
ChildAbuse	426
DrugAlcoholStudent	391
Fostercare	353
DeptHumanServices	240
GangInvolveFam	225
GangInvolveStudent	76
Homeless	74
Migrant	57
IsCurrentlyOnProbation	19

GOAL Academy	
Total Students:	4850
Total With AEC:	4647
No AEC:	201
AEC Percentage:	<b>95.81%</b>