




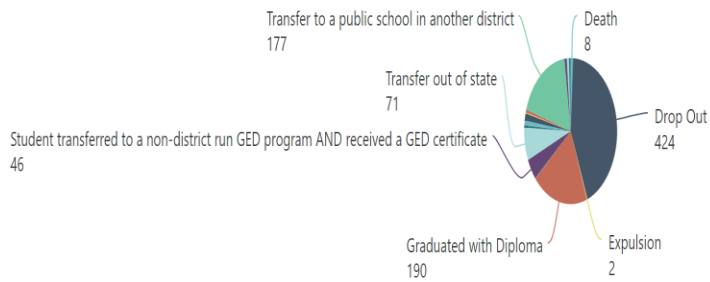
# GOAL Academy Board Report

## Enrollment and Retention:



### Exit Reasons

GOAL Academy



Retention as of 3.31.2020 = 84.5%

## Academic Outcomes and Progress:

GOAL Academy Success Board						
<b>SHOWUP</b>						
Q1 ShowUp	Q2 ShowUp	SM1 ShowUp	Q3 ShowUp	Q4 ShowUp	SM2 ShowUp	Year Total
97.57%	95.43%	96.28%	95.27%	92.99%	95.08%	95.79%
<b>CONNECT</b>						
Q1 Connect	Q2 Connect	SM1 Connect	Q3 Connect	Q4 Connect	SM2 Connect	Year Total
75.89%	59.25%	65.61%	57.88%	41.84%	56.58%	61.44%
<b>SUCCEED</b>						
Q1 Connect	Q2 Connect	SM1 Connect	Q3 Connect	Q4 Connect	SM2 Connect	Year Total
13.94%	20.40%	17.18%	8.57%	NaN	8.57%	13.98%
<b>PASSER RATING</b>						
Q1 Passer Rate	Q2 Passer Rate	SM1 Passer Rate	CCE SM1 Passer Rate	Cumulative SM1 Passer Rate	Q3 Passer Rate	Q4 Passer Rate
43.29%	37.72%	63.21%	97.32%	42.14%	39.73%	28.82%

## THRIVE Outcomes and Progress:

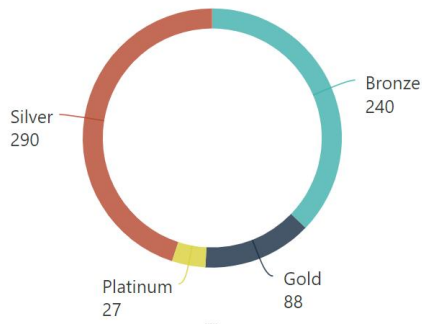
### Semester 1

- College Enrollments - 187
- Career Program Enrollments - 85
- Passrate – 97%

### Semester 2

- College Enrollments - 232
- Career Program Enrollments - 96
- Passrate - TBD

Workkeys Certificates



Total Workforce Certificates Earned
645